



Asbestos Related Lung Cancer

Information and Guide to Legal Representation

1-800-362-1479



DANZIGER & DE LLANO, LLP

attorneys at law



A Message from Our Firm

If you or a loved one has been diagnosed with lung cancer caused by exposure to asbestos, you shouldn't have to face this ordeal alone. Over 75 years ago, the National Cancer Institute confirmed the link between exposure to asbestos and lung cancer. Manufacturers of asbestos-containing products were alerted to the danger, but for the decades to come, those same companies never warned their own workers or consumers they were handling hazardous materials. That decision was both irresponsible and lethal for many people.

Danziger & De Llano is dedicated to helping patients and their families cope with the medical and financial burden of an asbestos related lung cancer diagnosis. We believe that in addition to your legal right of financial recovery from those manufacturers, you also deserve compassion and encouragement as you seek the right medical care and financial compensation.

This brochure was created as a go-to reference to provide up-to-date information about asbestos related lung cancer. In the following pages, you'll learn if you were exposed to asbestos, what may have caused your cancer, what the latest and most promising treatments are, who provides them, and the legal issues involved in getting a financial settlement.

As your advocate and guide, we are here around the clock to answer any questions you have. We promise to work as hard as possible to help ensure you and your loved ones a more secure financial future.

With warmest regards,

Paul Danziger and Rod de Llano

Table of Contents

5 *About Asbestos*

9 *About Lung Cancer*

- Symptoms
- How Lung Cancer is Diagnosed
- How to Determine Asbestos as a Cause
- How You May Have Been Exposed

15 *Medical Treatments*

- Traditional Therapies
- Latest Treatments
- Specialists

25 *Financial Recovery*

- Q&A

40 *Comprehensive Cancer Centers*

42 *Mesothelioma Specialists*

Disclaimer

The mesothelioma-lung-cancer.org website and this information package is for informational purposes and is maintained by the law firm of Danziger & De Llano, LLP. The information is intended to educate lung cancer and asbestos cancer patients and their families about their medical and legal options. Patients are strongly advised to consult with their physicians and/or their attorney regarding their medical and/or legal options. Nothing in this package or on the website should be construed to constitute legal advice. Although our main office is located in Houston, TX, we work jointly with law firms in other states so that we may serve clients nationwide. All photos are stock photography.

DANGER ASBESTOS REMOVAL

About Asbestos



What You Need to Know About Asbestos

Asbestos, a silicate mineral found in rock, is made up of strong, flexible fibers that are razor sharp. These heat-resistant fibers do not burn or conduct heat or electricity. Because of these unique properties, asbestos was considered a “miracle mineral” and was combined with binders in numerous ways to create thousands of products over the past hundred years. Many construction materials were made using asbestos, including electrical insulation, roofing, filters and soundproofing. Today those materials can still be found in homes, schools and even major skyscrapers. Asbestos was also used in shipbuilding and foundries for fireproofing and insulation.

Asbestos-containing materials do not pose a significant health risk if the asbestos is fixed or contained. However, when these materials are disturbed, damaged or manipulated, thousands of tiny asbestos fibers get released into the air. This is especially true during the manufacturing process, construction, and building demolition. But it can also happen as materials deteriorate over time. Once airborne, asbestos fibers can be inhaled and become lodged in the lungs, eventually migrating into other areas of the body. Since asbestos is an almost indestructible material, the sharp fibers continue to damage the lung slowly over an individual’s entire life span.

Exposure to Asbestos

Everyone is exposed to trace amounts of asbestos in the air, water or soil. Your exposure—and risk of developing an asbestos related disease—is highest when you have repeatedly handled products fabricated with asbestos-containing materials. If you have lived with someone who has worked with such products, it is also very likely that you were exposed to the asbestos dust that came home on that person's work clothes. Living in an area where asbestos was mined, or asbestos products were manufactured, also increases your chance of exposure. There are numerous cases of secondary exposure causing asbestos related diseases. So, if you are aware of past exposure to asbestos, and your breathing is becoming labored, it's important to discuss this with your doctor.



Trades and sites where workers typically have been exposed to asbestos include:

- Asbestos product manufacturing (insulation, roofing, building, materials)
- Automotive repair (brakes and clutches)
- Construction/demolition
- Maritime
- Miners
- Offshore rust removals
- Refinery and chemical plants
- Power plant
- Railroads (brakes and steam-engines)
- Sand or abrasive manufacturers
- Shipyards / ships / ship builders
- Steel mills
- Tile cutters



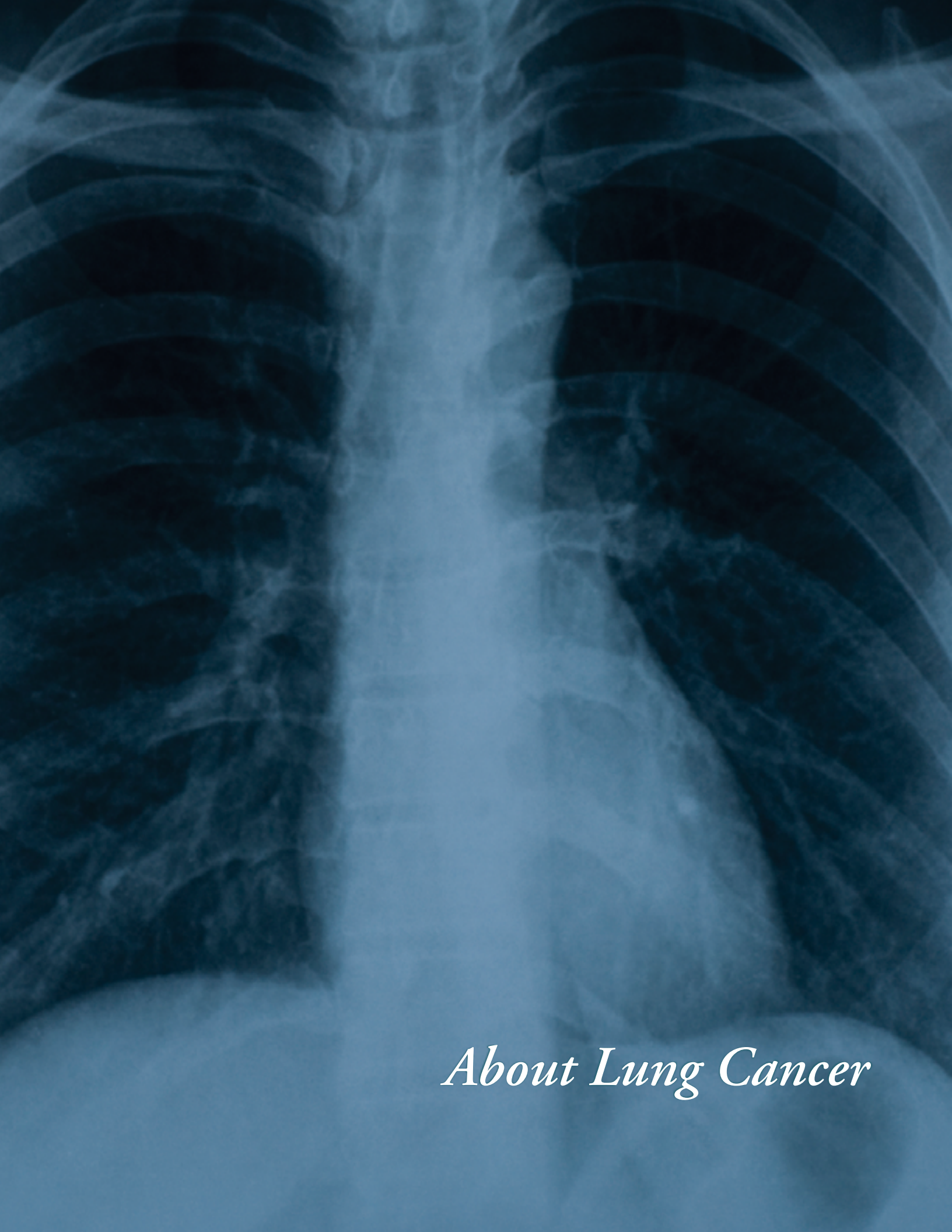
Specific occupations within these trades increased the likelihood of exposure:

- Aircraft and automobile mechanics
- Boilermakers
- Bricklayers
- Building inspectors
- Contractors and carpenters
- Construction workers
- Demolition workers
- Drywallers
- Electricians
- Firefighters
- Floor covering installers
- Furnace workers
- Glazers
- Grinders
- Hod carriers
- Insulators

- Iron workers
- Laborers
- Longshoremen
- Maintenance workers
- Merchant Marines
- Millwrights
- Operating engineers
- Painters
- Pipefitters
- Plasterers
- Plumbers
- Roofers
- Sand blasters
- Sheet metal workers
- Steam fitters
- Tile setters
- U.S. Navy personnel
- Welders



Your exposure—and risk of developing an asbestos related disease—is highest when you have repeatedly handled products fabricated with asbestos-containing materials.



About Lung Cancer



Asbestos Lung Cancer: Symptoms, Diagnosis, Treatment

Asbestos related lung cancer is a rare form of cancer that claims the most lives of all asbestos related diseases. It can impact both men and women. This cancer occurs slowly, from 20 to 60 years after microscopic asbestos fibers have been inhaled and become lodged in lung tissue. Over time, these toxic fibers can cause damage to the cells within the lungs, plus the resulting inflammatory reaction to the damage can turn normal cells cancerous. Asbestos lung cancer is most prevalent in smokers, because smoking impairs the lungs' ability to remove asbestos fibers. It does however also occur in non-smokers. If you are a smoker and are being diagnosed

for lung cancer, it's important to let your doctor know about your prior exposure to asbestos.

Lung cancer has two primary forms: small cell lung cancer (SCLC) and non-small cell lung cancer (NSCLC). NSCLC accounts for nearly nine out of every 10 cases and typically grows at a slower rate than SCLC.

SCLC tends to be more aggressive and spreads more rapidly than NSCLC. Treatment options vary, depending on which type of lung cancer you have.

The Symptoms of Asbestos Lung Cancer

Asbestos lung cancer is often not diagnosed until it reaches a late stage of the disease, after lung cancer tumors have grown large enough to become troublesome. Symptoms typically don't start until many years after your exposure to asbestos. Early stages of lung cancer exhibit symptoms in the chest that can include:

- Persistent or intense cough, wheezing or hoarseness
- Pain in the chest, shoulder or back
- Shortness of breath
- Noticeable change in the color or amount of mucus that you are producing
- Chronic lung conditions such as pneumonia or bronchitis
- Coughing up blood

When lung cancer progresses and spreads to other areas of the body, you can have additional symptoms:

- Fatigue
- Loss of appetite
- Unexplained loss of weight and/or muscle mass
- Overall achiness, joint pain and headaches,
- Swelling of face or neck
- Increased risk of bone fracture
- Blood clots and bleeding
- Memory loss
- Instability walking

If you begin to experience any of these symptoms, it is important to notify your physician. The sooner you get your symptoms checked out, the sooner your doctor can rule out or detect cancer.

If you do have cancer, early diagnosis reduces the chance the cancer will spread to other parts of your body and increases your chances of survival following treatment.



Diagnosing Asbestos Lung Cancer

If your doctor suspects that your symptoms indicate lung cancer, he or she will take a complete medical history to establish any risk factors you may have for the disease, including family history and exposure to toxins like tobacco and asbestos. Your doctor may recommend a pulmonary function test and preliminary imaging tests that screen for cancer. If lung cancer is detected, you'll be referred to medical specialists who will make up your medical team, conduct additional tests and help determine your treatment plan. Your team may include any or all of the following specialists:

- **Pulmonologist** – specializes in treating diseases of the lung
- **Thoracic oncologist** – specializes in treating lung cancer and prescribing chemotherapy
- **Radiologist** – performs certain types of tests and administers radiation
- **Thoracic surgeon** – does surgical procedures to evaluate or remove tumors or fluid

Imaging Tests

Imaging tests are used to determine the existence of cancer.

Chest X-ray: An X-ray may show a lowering of the spaces between the lobes of the lungs and/or fluid in the pleural space. It may also show pleural plaques (irregular thickening of the pleura—the sac lining the chest), which can be a sign of asbestosis, an occupational lung disease caused by inhalation of asbestos fibers. Evidence of pleural plaques or asbestosis are sometimes used to differentiate asbestos lung cancer from lung cancer not caused by asbestos exposure.

CT: A computed tomography (CT) scan uses a rotating x-ray beam to create a series of pictures of the lungs from many angles. A computer combines these pictures to produce detailed cross-sectional images of a selected area of the lung. You may have a harmless dye injected into a vein in order to highlight details



MRI: Magnetic resonance imaging uses magnetic fields instead of X-rays to create images. As with the CT scan, a computer is used to generate a detailed cross-sectional image.



Fluid Samples

If imaging tests show pleural effusion—a buildup of fluid between the membrane covering the lungs and the lining of the chest cavity—you may need to have a sample of this fluid extracted. This fluid sample is tested under a microscope to analyze its chemical make-up and determine the presence of cancer cells.

Tissue Samples

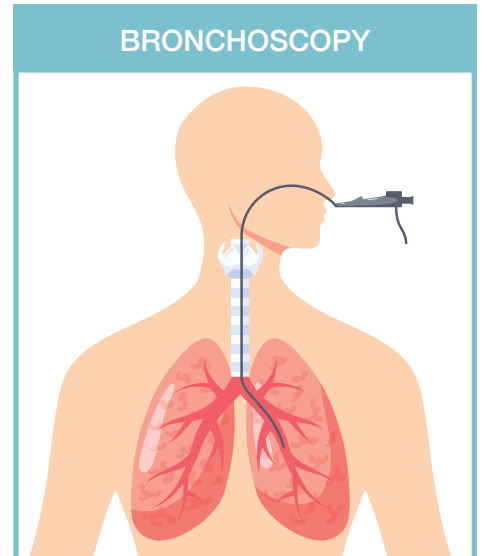
When tumors are found in the lungs or pleural space, there are several diagnostic procedures that can be done to obtain biopsies (tissue samples) to evaluate the tumor(s) and the extent of the cancer.

While your doctors will determine the best procedure to use based on your specific condition, it may help to understand what these alternatives involve.

Thoracoscopy: This minimally invasive technique uses a thoracoscope (a thin and flexible viewing tube connected to a video camera) inserted through a small incision into the chest to inspect the lungs and pleura. Guided by the thoracoscope, the doctor can use a special type of forceps to remove a slice of tissue for further diagnosis. Fluid can also be collected during thoracoscopy.

Thoracotomy: This is a surgical procedure where a larger incision is made to allow the surgeon to remove a larger sample of tumor.

Bronchoscopy: In this procedure, a flexible lighted tube is inserted through the mouth, down the trachea and into the bronchi to see if there are other masses in the airway. Small biopsies of abnormal-appearing tissue can be removed for testing.





Mediastinoscopy: During this surgical procedure, a lighted tube is inserted through a small incision made above the breastbone to examine the space behind the sternum and between the two lungs. The surgeon is then able to view the lymph nodes in this region and take samples to check for cancer. Lymph nodes are bean-sized collections of immune system cells that help the body fight infections and cancers. Lung cancers frequently spread to lymph nodes, bones, and brain.

(Mesothelioma—another serious asbestos related cancer—typically invades the ribs, lungs, and organs in the chest and pleural cavities, but it rarely affects the long bones and brain.) Examination of the lymph nodes allows the doctor to determine whether a cancer is still localized or if it has begun to spread.



Medical Treatments



Staging Asbestos Lung Cancer

When lung cancer is diagnosed, your oncologist will determine whether the cancer has spread to other parts of your body, and if so, how far. This process is called staging and is essential to determining the proper course of treatment. The tests described above will aid in staging your cancer. The following stages are used for asbestos lung cancer.

Butchart Staging System

The Butchart system is the most common staging system for asbestos lung cancer. It is based on how large the primary tumor mass is and how far the cancer has spread, and divides cancers into Stages I through IV.

Stage I – Asbestos lung cancer is present within the right or left pleura, and may also involve the lung, pericardium, or diaphragm (the muscle separating the chest from the abdomen) on the same side.

Stage II – Asbestos lung cancer invades the chest wall or involves the esophagus (the food pipe that connects the throat to the stomach), heart or pleura on both sides. The cancer may also have spread to the lymph nodes in the chest.

Stage III – Asbestos lung cancer has penetrated through the diaphragm into the peritoneum lining of the abdominal cavity. It may also have spread to lymph nodes beyond those in the chest.

Stage IV – There is evidence of distant metastases (spreading of cancerous cells via the bloodstream to other organs).

TNM Staging System

The American Joint Committee on Cancer (AJCC) has recently developed another staging system. This is a TNM system, similar to staging systems used for most other cancers.

T stands for tumor (its size and how far it has spread to nearby organs).

N stands for node and the spread of cancer to lymph nodes.

M is for metastasis (spread to distant organs).

In TNM staging, information about the tumor, lymph nodes and metastasis is combined in a process called stage grouping to assign a stage described by Roman numerals from I to IV.

Minor differences exist between the AJCC TNM staging system and the Butchart staging system. Although the TNM classification is the most detailed and precise, the Butchart system is still used most often to describe the spread of asbestos lung cancer. It is important to understand these staging systems in order to properly evaluate your therapeutic options and prognosis.





Treating Asbestos Lung Cancer

Surgery, chemotherapy, radiation therapy, fluid removal and immunotherapy are all treatment options for patients with asbestos lung cancer. Each option has its own benefits and risks and different treatments are appropriate for different stages of cancer. When caught at a very early stage, lung cancer can often be treated effectively with surgery. At a later stage, treatment may not cure the cancer but can slow its progression and extend your life.

Surgery

If your non-small cell lung cancer is in Stage I or Stage II, surgical removal of the cancer may be your best option, especially if you are in otherwise good health. Surgical treatments include the following:

Thoracoscopic surgery

In this minimally invasive procedure, a surgeon will make a small incision in the chest to remove the section of the lung where the tumor is growing.

Pneumonectomy

If the cancer has spread, an entire lung may need to be removed. A pneumonectomy may involve removing part of the diaphragm as well (the muscle below the lungs that helps with breathing).

Chemotherapy

Chemotherapy, the most common treatment for asbestos lung cancer, uses drugs to kill cancer cells. Chemotherapy may be taken by pill, or it may be administered as an infusion through a vein. Chemotherapy is called a systemic treatment because the drug enters the bloodstream and travels throughout the body, killing cancer cells where they have grown. Because it can also kill non-cancerous cells, it can cause strong side effects, which your oncologist can help you manage. In asbestos lung cancer, where cancerous fluid has accumulated in the pleural space, chemotherapy may be put directly into the chest through a chest tube (intrapleural chemotherapy). Current drugs being used in chemotherapy for lung cancer include:

- **Alimta** - Alimta is a specialized therapy that is used for the treatment of advanced nonsquamous non-small cell lung cancer (NSCLC). It goes by the generic name of Pemetrexed and is often used in combination with Cisplatin, though it can also be used on its own following previous chemotherapy treatments. It is not recommended for treatment for patients who have the squamous type of NSCLC.
- **Cisplatin** - This chemotherapy drug is used to treat non-small cell lung cancer, bladder cancer, cervical cancer, ovarian cancer, head and neck cancer, and testicular cancer. Specifically, it is part of a class of drugs known as platinum-containing compounds and works by interfering with the process of cell division, destroying cancer cells and slowing or stopping the spread of cancer. This medication is given as an injection into a vein (intravenous), usually once every three to four weeks.
- **Endostatin** - This has been shown to inhibit a tumor's ability to grow blood vessels without destroying normal healthy cells. It works with angiostatin.
- **Intrapleural interferon gamma** - This anti-cancer drug is directly administered into the affected area.
- **L-NDDP (Aroplatin)** - Intrapleural administration is intended to exceed the usefulness of other platinum drugs like Cisplatin, which are limited by toxicity and drug resistance.
- **Onconase** - Onconase slows down cancer cell growth by decaying RNA. Without certain RNA strands, cancer cells cannot make certain critical proteins and therefore cannot replicate.



Chemotherapy may be taken by pill, or it may be administered as an infusion through a vein.

Radiation

Radiation therapy uses high-energy X-rays to kill cancer cells and shrink tumors. Radiation may come from a machine outside the body (external radiation therapy) or from materials that produce radiation (radioisotopes) that are inserted through thin plastic tubes directly into the area where the cancer cells are found (internal radiation therapy).



Thoracentesis: Fluid Removal

If fluid has collected in your chest, the doctor may drain the fluid through a needle inserted into the pleural space. This outpatient procedure takes, on average, less than 30 minutes and can relieve pain associated with fluid buildup. The doctor may also insert a tube into the chest and put drugs through it to prevent more fluid from accumulating.

Immunotherapy

A newer therapy, immunotherapy is designed to enhance a patient's immune system and improve the body's ability to attack cancer cells. Immunotherapy has generated a lot of excitement because of data suggesting its potential value for patients who have failed chemotherapy. Patients who are PDL-1 positive are very likely to respond to immunotherapies. One of the commonly used immunotherapies that has been approved by the FDA is Keytruda. For many PDL-1 positive patients, this therapy has dramatically reduced tumor size and growth.




Coping with Asbestos Lung Cancer Pain

The most common symptom of lung cancer is pain—in the chest, in the lung and in the lower back. Cancer pain can be stressful for the body as well as the soul and requires careful, ongoing attention to be treated appropriately. With the information we now have about lung cancer and the availability of pain-relieving therapies, you should never have to suffer from unrelieved pain.

Your pain can be chronic, meaning it never really goes away, and it can become more severe as the cancer progresses. It can also be acute, starting suddenly and lasting for a limited time. Acute

pain can trigger physical reactions such as sweating and an elevated blood pressure and may be a sign of an internal injury, such as severe bleeding into a tumor or the spread of cancer into the bones or bowel. Both acute and chronic cancer pain should never be ignored and can be managed with both drug and non-drug therapies. While you may be reluctant to use morphine and other opioids for pain control, addiction is extremely rare in people with cancer. These pain killers can be helpful in improving the quality of your life.

Quality of Life Concerns



Life is precious, and when pain interferes with daily living, the quality of your life is diminished. You may begin to experience any of the following issues:

- Sleep disturbance
- Difficulty working
- Exhaustion
- Loss of appetite
- Sadness, depression and anxiety
- Feelings of isolation
- Inability to enjoy simple pleasures with family and friends
- Discomfort traveling
- Reluctance to move or exercise
- Exhausted caregivers

Even if you believe you can tolerate pain, you are depriving yourself of a full life and your loved ones of the full pleasure of your company. As pain wears you down, it affects your ability to fight your cancer, making you more vulnerable to infection and possibly unable to withstand promising cancer treatments.



Talking to Your Doctor About Pain

Since pain is so subjective, it is essential that you have good communication with your doctors and nurses and tell them exactly what you are feeling. Your doctors are very aware that pain is a major symptom of your cancer and will take your request for pain management seriously. If you experience any pain, consult your doctor as soon as possible.

When talking to him or her, use the following 5-point checklist and list of questions to get the most effective support:

Topics to Discuss With Your Healthcare Provider

1. Tell them where it hurts, when it hurts and how intense the pain is.
2. Tell them what makes the pain feel worse and what makes it feel better.
3. Tell them how quickly your pain comes on, how long it lasts and how often it occurs.
4. If you are taking pain medication, discuss how much relief it gives you.
5. Discuss how the pain affects your life, including your appetite, ability to sleep and whether you can perform (and enjoy) your normal daily activities.

Questions to Ask Your Healthcare Provider

1. What types of medication are available for my pain?
2. What are the side effects of each medication?
3. Are there drug interactions with other drugs I am taking?
4. How should I take the medication you prescribe?
5. How long should I take it?
6. Can you suggest any non-drug methods to relieve my pain, and if not, who else should I consult about alternative medicine treatments?



Participating in Clinical Trials

Cancer research is ongoing as scientists work to find more effective treatments to cure or manage all types of cancer. Clinical trials compare new drugs, devices or surgical procedures against the treatments currently approved by the FDA and most widely used. In order for a clinical trial to provide valuable information to researchers, it needs to include a broad range of patients, including males and females of different ages, races and ethnicities.

For that reason, just because you live close to a clinical trial will not guarantee you will be accepted into a given trial.

If your current treatments are not working, your oncologist is your best source of information about the clinical trials that may benefit you. If he or she is not aware of the options or does not think you're a good candidate for a trial, you may want to talk with another doctor for a second opinion and referral.

Finding a Clinical Trial

If your doctors can't refer you for a clinical trial but you're determined to be part of one, you may have to research options on your own. There are many lists you can find online that describe the trial objective, study length and eligibility requirements. Your eligibility may depend on the stage of your lung cancer, the treatments you have already used and any other diseases or physical conditions you have that might affect the outcome. Make sure you have that information before applying. Once you find a trial you want to join, you can

call the contact person for more information and to schedule a meeting. (If you are working with Danziger and De Llano, our staff is up-to-date with all the latest trials and can help you locate one that may work for your particular case.) Although most trials are conducted on an outpatient basis, you still need to be monitored throughout the trial. Therefore, it's important that you participate in a program close to home or another place where you can stay for the duration of the trial. The following websites are a good place to start your search:

www.cancer.gov/about-cancer/treatment/clinical-trials/search

<https://clinicaltrials.gov>

www.cancer.gov/research/nci-role/cancer-centers/find



Financial Recovery

A photograph of an older man and woman sitting at a table in a bright, modern living room. The man, on the left, is wearing glasses and a light-colored sweater, leaning forward and pointing at a calculator on the table. The woman, on the right, is wearing a pearl necklace and a light-colored top, looking down at a notebook she is holding. They appear to be reviewing financial documents or a claim. The background shows a white sofa, a lamp, and a window with sheer curtains.

Evaluating Your Claim

Danziger & De Llano has been helping patients with asbestos related lung cancer and other asbestos related diseases get financial compensation for their losses for almost twenty years. We have not only done extensive research on asbestos manufacturers and know the facts, but our attorneys are committed to obtaining justice. Our team of over 20 trained specialists takes pride in the individual attention they can provide to each client, listening to your concerns and needs so we can do whatever is in our power to make life easier for you. Our experience and tenacity have made us one of the most successful legal teams in the country at securing settlements for clients like you.



We've compiled a list of frequently asked questions and answers to help you understand the legal process and how we work with our clients toward successful results.

Q: How do I know if I have an asbestos related lung cancer?

Please review the Asbestos Lung Cancer Section in this booklet. If you have observed rapid changes in your breathing function or believe you may be at risk for asbestos lung cancer, see your doctor immediately. Because lung cancer progresses rapidly, you should seek medical attention at the first sign of symptoms, especially if you know you have been exposed to asbestos. The latency period between exposure and the onset of lung cancer can be between 20-60 years or more.

Q: What is the cost of determining if I am eligible for compensation from the asbestos trusts?

There is never an out-of-pocket cost to you for any of our services. This includes the preliminary


investigation of your potential claim. If we investigate your claim and decide not to go forward, you will not be responsible for any expenses.

Q: How much will it cost me for you to represent me?

If you decide to retain us as your attorneys, we will work for you on a contingency fee basis. This means that we take all the financial risks involved in the lawsuit. We are paid only if we get you a monetary award or settlement. Our fees and expenses will then be subtracted from this final amount. There is never an out-of-pocket cost to you for our legal representation.

Q: Can you represent me in my specific state?

For complex asbestos litigation, it is critically important to hire



For complex asbestos litigation, it is critically important to hire a law firm with the appropriate expertise, regardless of the law firm's location.

a law firm with the appropriate expertise, regardless of the law firm's location. We partner with lawyers across the nation and serve clients nationwide. We can file in all 50 states as well as Guam and Puerto Rico. All our clients receive personalized attention and quick responses to their questions, regardless of where they live in the United States. Also, it is very important to understand that your state of residence is often not the best place for your case to be filed. The best location to file an asbestos lawsuit can only be answered on a case-by-case basis after examining all the facts. Filing in the wrong state may cost you and your family hundreds of thousands of dollars if not more. We will always file in the location that will:

- 1) allow you to obtain the most compensation, and
- 2) get you a settlement in the shortest amount of time.

Q: What factors will affect the size of my settlement?

The value of your potential lung cancer claim depends on many factors, such as the medical evidence that confirms your diagnosis, the gravity of your injuries, your actual and potential losses, the ability to identify the asbestos-containing products that you were exposed to, the existence of the companies that made these products, and their financial resources. Once we know a lot about your potential claim, we will be able to give you a sense of how large a settlement you might expect. You should be suspicious of any lawyer that guarantees you a specific amount or range on your first meeting. We will be happy to send a list of settlements and verdicts from recent asbestos lung cancer cases so that you will have an idea of values.



Q: How much time do I have to file a claim?

This depends on the legal deadlines, called statutes of limitations, which will apply to your case. These statutes vary from state to state and depend upon the type of legal claim you wish to pursue, but typically run from one to three years from the diagnosis date. It is in your best interest to contact an attorney as soon as you are diagnosed with asbestos lung cancer, because once your statute has expired or “run,” you will no longer be able to pursue your claim.

Additionally, because asbestos lung cancer often progresses rapidly after being diagnosed, it is important to obtain legal representation promptly, when you are most likely to recall the asbestos products you were exposed to. Your recollection may not only be the best, but sometimes the only, evidence available for a lawsuit.





Proceeding with the Claim

The following questions and answers address the claim process itself.

Q: What is the first step to take if I decide to sue?

Consult an experienced law firm that focuses on asbestos cancers. If you'd like to work with us, please call toll free 1-800-362-1479. One of our staff will answer your questions, and an attorney will contact you immediately.

Q: What typically happens in an asbestos lung cancer lawsuit?

Every case we handle is unique, and every case is handled on an individual basis (your case will never be handled as part of a class

action). Nevertheless, asbestos litigation, in whichever state, has some common features, and follows a similar procedure:

1. **Type of lawsuit:** Lung cancer lawsuits are divided into two categories—one where the person suffering from lung cancer is living (a personal injury case) and the second where the person with lung cancer has died (wrongful death case), and the plaintiff is a spouse, relative and/or representative of the deceased person's estate. When the person who would normally

be the plaintiff is deceased, the injuries claimed include the loss of life itself. The most important part of a wrongful death case is locating persons who worked with the plaintiff to provide testimony that the deceased individual would have provided regarding his or her work history and asbestos exposure.

2. Preliminary investigation:

When a lung cancer patient or family member hires our firm, a complete investigation is immediately initiated so that we may quickly determine the appropriate course of legal action. This includes consulting with the client or his or her family and obtaining a complete work history, and, if possible, ordering records and interviewing co-workers. With most of our lung cancer patients, a lawsuit must be filed immediately in order to obtain sworn statements of work history, evidence of exposure and product identification, and the client's physical and mental condition.



3. Filing the complaint:

The formal start of the case comes when we file the complaint against all companies that we believe are or might be responsible for the asbestos exposure. These might include asbestos mining companies, manufacturers, distributors, brokers, insulation contractors, other contractors whose workers used asbestos products (e.g. sheet-metal, joinery, fireproofing) or were responsible for safety (e.g. the prime or general contractor), and the owners of the sites where exposure occurred. The filing process can take a few weeks to several months.

4. **Discovery:** “Discovery” is a legal term, but it really means nothing more than the process for all the parties in a lawsuit to discover things relevant to the lawsuit. Attorneys discover things by asking written questions (called interrogatories), asking for documents (subpoenas and requests for production of documents), and questioning witnesses (interviews and depositions). Depositions may be conducted at their home, hospital or any other location that is comfortable and convenient to the client. If a deposition is not possible due to the progressed stage of the disease, other methods of obtaining the required proof of exposure and resultant illness will be pursued with the assistance of the client’s closest relatives. The defendants find out things about the plaintiff, such as employment, marriage and medical history. Using this information, each side puts together its case.

5. **Bankrupt defendants:** In the past 30 to 40 years, many of the major asbestos manufacturing companies have filed for bankruptcy due precisely to these types of cases, and more are expected to follow. This is another reason to move quickly in pursuing legal representation. Many of these companies have set up or are in the process of setting up bankruptcy trusts, which are an additional source of compensation, outside of the lawsuit.

6. **Trial preparation and settlement offers:** When a client is in poor health, we shorten the discovery process and ask the judge to expedite the case by moving it rapidly to the top of the trial calendar. Putting the case on the court’s trial calendar also marks the beginning of serious settlement negotiations. Many defendants choose to settle once presented with the evidence against them. The majority of cases are settled before trial. Asbestos trials usually last a few weeks with evidence provided by treating doctors, oncologists, pulmonologists, pathologists, industrial hygienists, co-workers, the client and his or her family.



Consult an experienced law firm that focuses on asbestos cancers. Every case we handle is unique, and every case is handled on an individual basis (your case will never be handled as part of a class action).



*Over 2 Billion Dollars
Recovered for Our Clients*

Our mesothelioma clients and their families have recovered over 2 billion dollars in compensation for their asbestos related diseases.

\$17,470,000 Gross recovery for a gentleman who was diagnosed with mesothelioma at the age of 66. He spent most of his career working as a parts man for a shipping-container company where he regularly handled asbestos-containing brakes.

\$9,577,000 Gross recovery for a woman who developed mesothelioma at the age of 68. She was exposed to asbestos products through assisting her husband, who was a general contractor, and through contact with her husband's clothes.

\$9,465,000 Gross recovery for a gentleman who developed

mesothelioma at the age of 46. He was exposed to asbestos products while repairing boats and while doing demolition and repair of buildings damaged by fire or flooding.

\$8,277,000 Gross recovery for a gentleman who was diagnosed with mesothelioma at the age of 52. He was exposed to asbestos throughout his lifetime, both through his household exposure to his father who worked as a mechanic for much of his childhood, as well as through his direct exposure to asbestos while doing home renovation and construction work, as well as while working various jobs as a laborer.

\$6,875,000 Gross recovery for a woman diagnosed with mesothelioma at the age of 37 while pregnant. She was exposed through her father who worked with transite pipe while employed by a phone company.

\$6,826,000 Gross recovery for a gentleman who was diagnosed with mesothelioma at the age of 67. He was exposed to asbestos primarily during his 4 years serving the US Navy as a boiler tech onboard a destroyer. Following his time in the service, he worked as a truck driver and in maintenance.

\$6,735,000 Gross recovery for a gentleman diagnosed with mesothelioma at the age of 62. He was exposed to asbestos primarily while working as an electrician's helper and laborer at shipyards in the Pacific Northwest.

\$6,552,000 Gross recovery for a gentleman diagnosed with mesothelioma at the age of 49. He was exposed to asbestos while spending a 20-year career in the US Navy, during which time he performed work on various naval ships.

\$6,400,000 Gross recovery for a gentleman diagnosed with mesothelioma at the age of 63. He was exposed to asbestos while working as an installer and operations manager for telephone companies.

\$6,350,000 Gross recovery for a gentleman diagnosed with mesothelioma at the age of 52. He was exposed to asbestos while spending four summers working

for a local ceramics company, where he came in contact with asbestos-contaminated talc while making slip, a clay-like material.

\$5,842,000 Gross recovery for a gentleman who developed mesothelioma at the age of 67. He was exposed to asbestos products through his service in the Navy and as a construction contractor on commercial and residential projects.

\$5,824,000 Gross recovery for a gentleman diagnosed with mesothelioma at the age of 74. He was exposed to asbestos while working as a pipefitter and welder in various powerhouses and industrial facilities.

\$5,696,000 Gross recovery for a gentleman who developed mesothelioma at the age of 57. He was exposed to asbestos products through his service in the Navy and as a refrigeration and air conditioning mechanic.



\$5,500,000 Gross recovery for a woman diagnosed with mesothelioma at the age of 55. She was exposed to asbestos while living in close proximity to a Johns Manville plant where various asbestos-containing materials were being manufactured.

\$5,284,000 Gross recovery for a gentleman who developed mesothelioma at the age of 81. He was exposed to asbestos products through his work at a paper mill and as a carpenter.

\$5,227,000 Gross recovery for a gentleman diagnosed with peritoneal mesothelioma at the age of 61. He was exposed to asbestos while doing construction work. He also had household exposure to asbestos through his father, who also worked in construction.





\$4,824,000 Gross recovery for a gentleman who developed mesothelioma at the age of 62. He was exposed to asbestos products while installing industrial and commercial furnaces and air conditioning units.

\$4,711,000 Gross recovery for a gentleman diagnosed with mesothelioma at the age of 71. He was exposed to asbestos while serving in the US Navy as a jet mechanic. He later had exposures to asbestos while working as a carpenter at Avondale Shipyard and then as a foreman for Westinghouse, during which time he worked in numerous industrial facilities, including many chemical plants.

\$4,683,000 Gross recovery for a gentleman diagnosed with mesothelioma at the age of 70. He was exposed to asbestos while doing construction work throughout his career for various companies. He was exposed to numerous asbestos-containing products through his work, including exposure to asbestos containing cement pipe.

\$4,666,000 Gross recovery for a gentleman diagnosed with mesothelioma at the age of 72. He was exposed to asbestos while serving in the US Navy and while doing flooring work. He also had exposure to asbestos while doing home renovation and construction work.

\$4,650,000 Gross recovery for a gentleman who developed mesothelioma at the age of 40. He was exposed to asbestos products through his service in the Navy and through contact with the clothes of his father, who worked at a manufacturing plant.

\$4,647,000 Gross recovery for a gentleman diagnosed with mesothelioma at the age of 67. He was exposed to asbestos throughout his career as a construction worker, during which time he worked with asbestos containing cement pipe while laying water and sewage lines.



\$4,519,000 Gross recovery for a gentleman diagnosed with mesothelioma at the age of 76. He was exposed to asbestos while working with various products and equipment throughout his career as a plumber.

\$5,162,000 Gross recovery for a woman diagnosed with mesothelioma at the age of 54. She was exposed to asbestos while working as a molder and inspector at a plastics plant.

\$5,120,000 Gross recovery for a gentleman who developed mesothelioma at the age of 61. He was exposed to asbestos products through his service in the Navy and as a telephone installer and repairman.

\$5,114,000 Gross recovery for a gentleman diagnosed with mesothelioma at the age of 59. He was exposed to asbestos primarily through his work as an insulator working in various refineries and chemical plants. He was also exposed to asbestos while doing roofing work.



He was exposed to asbestos throughout his career as a pipefitter, during which time he worked at various chemical plants, refineries and other industrial sites.

\$4,100,000 Gross recovery for a gentleman diagnosed with mesothelioma at the age of 58. He was exposed to asbestos while working as an assembler and setter for a tile manufacturer.

\$4,095,000 Gross recovery for a gentleman who developed mesothelioma at the age of 75. He was exposed to asbestos products through his service in the Navy and as a foreman and carpenter for a utility company.

\$3,974,000 Gross recovery for a gentleman diagnosed with mesothelioma at the age of 64. He was exposed to asbestos while serving in the US Navy as a shipfitter and throughout his postnaval career as a pipefitter and welder.

\$3,816,000 Gross recovery for a woman diagnosed with mesothelioma at the age of 67. She was exposed to asbestos through her husband who worked as a marine machinist at Bremerton Shipyard.

\$3,775,000 Gross recovery for a gentleman diagnosed with mesothelioma at the age of 64.

He was exposed to asbestos through his work as a union laborer working in various power plants and refineries, as well as at US Steel.

\$3,698,000 Gross recovery for a gentleman who developed mesothelioma at the age of 81. He was exposed to asbestos products through his work at an oil refinery and as a drywaller.

\$3,597,000 Gross recovery for a gentleman diagnosed with mesothelioma at the age of 75. He was exposed to asbestos both through his household exposure to his father, a pipefitter at a paper plant, as well as his direct exposure to asbestos as a career electrician.

\$3,490,000 Gross recovery for a gentleman diagnosed with mesothelioma at the age of 66. He was exposed to asbestos through his work as a laborer



\$4,437,000 Gross recovery for a gentleman diagnosed with mesothelioma at the age of 73. He was exposed to asbestos while working as a mechanical inspector for Conoco.

\$4,402,000 Gross recovery for a gentleman diagnosed with mesothelioma at the age of 54. He was exposed to asbestos while working as a machine operator at a plastics company. He also had exposure to asbestos from working with asbestos-containing brakes while performing automotive maintenance work.

\$4,303,000 Gross recovery for a gentleman diagnosed with mesothelioma at the age of 84. He was exposed to asbestos throughout his career working as a laborer at a steel mill and glass plant, as well as working as a union pipefitter.

\$4,179,000 Gross recovery for a gentleman diagnosed with mesothelioma at the age of 74.

at a manufacturer of asbestos containing cement pipe.

\$3,459,000 Gross recovery for a gentleman who developed mesothelioma at the age of 48. He was exposed to asbestos products through his work repairing boilers and as a roofer.

\$3,418,000 Gross recovery for a gentleman who developed mesothelioma at the age of 63. He was exposed to asbestos products through his service in the Navy and while working at a manufacturing plant.

\$3,415,000 Gross recovery for a gentleman diagnosed with mesothelioma at the age of 72. He was exposed to asbestos through his forty-year career as a union pipefitter.

\$3,383,000 Gross recovery for a gentleman diagnosed with mesothelioma at the



age of 62. He was exposed to asbestos while working as a warehouseman handling various asbestos-containing materials, including insulation. He also had exposure to asbestos containing paints he worked with while working on residential construction projects.

\$3,382,000 Gross recovery for a gentleman who developed mesothelioma at the age of 74. He was exposed to asbestos products through his work at a steel mill and as an auto mechanic.

\$3,366,000 Gross recovery for a gentleman diagnosed with mesothelioma at the age of 83. He was exposed to asbestos while serving in the US Navy and while operating a service station where he performed automotive repair work.

\$3,364,000 Gross recovery for a gentleman diagnosed with mesothelioma at the age of 68. He was exposed to asbestos during his service in the US Navy and while working in the engineering field over the course of several decades.

\$3,350,000 Gross recovery for a gentleman diagnosed with mesothelioma at the age of 84. He was exposed to asbestos through his work as a career pipefitter.

\$3,348,000 Gross recovery for a gentleman who developed mesothelioma at the age of 63. He was exposed to asbestos products through his service in the Navy and as a machinist at various manufacturing plants.



\$3,311,000 Gross recovery for a gentleman who developed mesothelioma at the age of 61. He was exposed to asbestos products through his service in the Navy and as an electrician.

\$3,308,000 Gross recovery for a gentleman who developed mesothelioma at the age of 67. He was exposed to asbestos products through his work as a mechanic and machinist.

\$3,283,000 Gross recovery for a gentleman diagnosed with mesothelioma at the age of 82. He was exposed to asbestos throughout his career as a merchant marine and shipyard worker, during which time he worked at various shipyards.

\$3,238,000 Gross recovery for a gentleman who developed mesothelioma at the age of 50. He was exposed to asbestos products as an oil field worker.

\$3,237,000 Gross recovery for a gentleman diagnosed with mesothelioma at the age of 69. He was exposed to asbestos products as a career fleet mechanic, as well as a part-time job in high school as a carpenter's assistant.

\$3,222,000 Gross recovery for a gentleman diagnosed with mesothelioma at the age of 83. He was exposed to asbestos throughout his career as an electrician.

\$3,207,000 Gross recovery for a gentleman diagnosed with mesothelioma at the age of 69.

He was exposed to asbestos primarily through his work as a machinist performing maintenance work. He also had exposure to asbestos while performing HVAC repair work while serving in the US Air Force.

\$3,184,000 Gross recovery for a woman who developed mesothelioma at the age of 62. She was exposed to asbestos products through contact with the clothes of her husband, who worked as an electrician at a shipyard.

\$3,139,000 Gross recovery for a gentleman diagnosed with mesothelioma at the age of 73. He was exposed to asbestos while working at Johns Manville, as well as during decades of doing HVAC work.



\$3,126,000 Gross recovery for a gentleman diagnosed with mesothelioma at the age of 69. He was exposed to asbestos throughout his career as an electrician working in various commercial and industrial sites.

\$3,098,572 Gross recovery for a woman diagnosed with peritoneal mesothelioma at the age of 55. She had household exposure to asbestos through family members who worked in manufacturing facilities.

\$3,002,042 Gross recovery for a gentleman diagnosed with mesothelioma at the age of 63. He was exposed to asbestos throughout his career as a boilermaker.

\$2,984,000 Gross recovery for a gentleman diagnosed with mesothelioma at the age of 74. He was exposed to asbestos throughout his career as a tile setter.





\$2,984,000 Gross recovery for a gentleman diagnosed with mesothelioma at the age of 54. He had both direct and household exposure to asbestos through his and his father's HVAC work.

\$2,971,000 Gross recovery for a gentleman diagnosed with mesothelioma at the age of 78. He was exposed to asbestos throughout his career doing primarily engineering and electrical work.

\$2,969,000 Gross recovery for a gentleman who developed mesothelioma at the age of 65. He was exposed to asbestos products through his work as a carpenter.

\$2,931,000 Gross recovery for a gentleman who developed mesothelioma at the age of 68. He was exposed to asbestos products through his work as a construction worker and general contractor.

\$2,928,000 Gross recovery for a gentleman diagnosed with mesothelioma at the age of 86. He was exposed to asbestos throughout his career as a floor tile installer.

\$2,920,000 Gross recovery for a gentleman diagnosed with mesothelioma at the age of 67. He was exposed to asbestos through his work as a drywaller and painter, as a laborer at construction sites, and as an auto mechanic.

\$2,891,000 Gross recovery for a woman diagnosed with mesothelioma at the age of 83. She was exposed to asbestos through her father, who worked at Johns Manville while she was growing up, and through her use of cosmetic talc.

\$2,875,000 Gross recovery for a gentleman diagnosed with peritoneal mesothelioma at the age of 49. He was exposed to asbestos throughout his career as an oilfield worker.

\$2,874,000 Gross recovery for a gentleman diagnosed with mesothelioma at the age of 63. He was exposed to asbestos throughout his career as a laborer, including during his work for a felt company. He also had exposure through his father who worked for a railroad.

\$2,877,000 Gross recovery for a gentleman diagnosed with mesothelioma at the age of 67. He was exposed to asbestos throughout his career working as an insulator at various chemical and power plants.

\$2,807,000 Gross recovery for a gentleman diagnosed with mesothelioma at the age of 63. He was exposed to asbestos throughout his career working as a boiler operator in the US Navy.



\$2,795,000 Gross recovery for a gentleman diagnosed with mesothelioma at the age of 66. He had household exposure to asbestos through his mother who worked at a plastics factory. He also had direct exposure to asbestos from his work at the same plastics factory, as well as from performing automotive maintenance work over the course of a few decades.



Comprehensive Cancer Centers

To attain recognition from the National Cancer Institute (NCI) as a Comprehensive Cancer Center, an institution must pass rigorous peer review. In addition to conducting research in several designated areas, a Comprehensive Cancer Center must conduct activities in out-reach, education, and information provision, which are directed toward and accessible to both health care professionals and the lay community.

Alabama

**UAB Comprehensive
Cancer Center**
1824 6th Avenue South
Wallace Tumor Institute 202
Birmingham, AL 35233
800-UAB-0933

Arizona

Mayo Clinic Meso Program
13400 E. Shea Blvd.
Scottsdale, AZ 85259
480-301-8000

Colorado

**University of Colorado
Cancer Center**
1665 Aurora Court
Aurora, CO 80045
800-473-2288

Indiana

**Purdue University
Cancer Center**
West Lafayette, IN 47907-1524
765-494-9129

Michigan

**University of Michigan
Cancer Center**
1500 East Medical Center Drive
Ann Arbor, MI 48109
734-936-4300

Oregon

Oregon Cancer Center
3181 S.W. Sam Jackson Park Rd.
Portland, OR 97239-3098
503-494-1617

Wisconsin

University of Wisconsin
Comprehensive Cancer
Center Madison,
600 Highland Ave
Madison, WI 53792
603-263-8090

New Mexico

Comprehensive
Cancer Center
1201 Camino de Salud,
Albuquerque, NM 87102
505-272-4946

Ohio

Ohio State University
James Cancer Hospital and
Research Institute Cancer
Treatment Center
460 W 10th Ave
Columbus, OH 43210
614-293-5066

Texas

The Lung Institute at
Baylor College of Medicine
6620 Main Street, Suite 1325
Houston, TX 77030
713-798-6376

Utah

Huntsman Cancer Institute
2000 Cir of Hope Dr
Salt Lake City, UT 84103
801-587-7000

Virginia

University of Virginia
Cancer Center
1222 Jefferson Park Ave
Charlottesville, VA 22903
434-924-9333

Other Resources

American Cancer Society (ACS)

1599 Clifton Road, NE
Atlanta, GA 30329-4251
Toll-free: 1-800-227-2345

National Institute For Occupational Safety and Health

4676 Columbia Parkway,
Mail Stop C-18
Cincinnati, OH 45226
Toll-free: 1-800-356-4674
Fax: 1-513-533-8573
www.cdc.gov/niosh

The National Cancer Institute

The National Cancer Institute's (NCI)
PDQ clinical trials search form and
other information about clinical trials
is found at [www.cancer.gov/search/
clinical-trials](http://www.cancer.gov/search/clinical-trials).

For information about mesothelioma,
go to the "disease type" window and
select "mesothelioma." Here you will
find information about mesothelioma
trials with the National Cancer Institute.

American Lung Association

1740 Broadway
New York, NY 10019
212-315-8700
Toll-free: 1-800-586-4872
info@lungusa.org
www.lungusa.org



*Mesothelioma
Specialists*





Arizona

Linda Garland, M.D.

The University of Arizona
Cancer Center
3838 N. Campbell Avenue
Tucson, AZ 85719
520-694-2873

Dr. Garland's clinical and research interests are in experimental therapeutics, with a focus on malignant diseases of the chest. These include lung cancer, mesothelioma and rarer mediastinal tumors.

California

Robert Cameron, M.D. UCLA

Pacific Heart Lung & Blood Institute
10780 Santa Monica Blvd., #101
Los Angeles, CA 90025
310-794-7333

Dr. Cameron is Assistant Professor of Surgery and the Director of Thoracic Oncology at UCLA Medical Center. He is board-

certified in general surgery and cardiothoracic surgery. His research interests include lung cancer, esophageal cancer and mesothelioma.

David M. Jablons, M.D.

UCSF, San Francisco
1600 Divisadero Street
San Francisco, CA 94115
415-885-3882

Dr. Jablons is the Program Leader of the Thoracic Oncology Program at the University of California, San Francisco (UCSF) and a Program Member of the UCSF Comprehensive Cancer Center. Current research initiatives include the molecular biology of non-small cell lung cancer and mesothelioma with emphasis on gene discovery through differential display and subtraction hybridization techniques in primary tumors, metastases, and cell lines.

Connecticut

Scott N. Gettinger M.D.

Yale Cancer Center
333 Cedar Street
New Haven, CT 06510
203-785-4095

Florida

Dr. Jacques Fontaine, M.D.

Moffitt Cancer Center
12902 USF Magnolia Drive
Tampa, FL 33612
813-745-8413

Dr. Fontaine joined Moffitt in 2011 as a member of the Departments of Thoracic and GI Oncology. He previously worked at the Brown University Medical School in Providence, R.I., where he was charged with developing a thoracic surgery program at the teaching hospital. He has developed an expertise in minimally invasive techniques and robotic surgery. His interests include lung and esophageal cancers,

mesothelioma, and thymoma. He is certified with both the American Board of Thoracic Surgery and the American Board of Surgery.

Illinois

Hedy Kindler, M.D.
University of Chicago
Cancer Research Center
5841 S. Maryland Ave,
MC 1140, H212
Chicago, IL 60637
1-855-702-8222
773-834-6742

Dr. Kindler received her undergrad degree from Yale University, went to medical school at SUNY Buffalo. In 1989, she completed both an internship and residency at UCLA Medical Center. She was offered a fellowship at the prestigious Memorial Sloan-Kettering Cancer Center. Following her time at Sloan-Kettering, she spent three years at Buffalo's Roswell Park Cancer Institute and then assumed her current position in Chicago, where she works as a top cancer researcher on treatment options for malignant

mesothelioma. Kindler takes a special interest in mesothelioma because it has affected her personal life, as her father passed away from mesothelioma in 2001.

Louisiana

Brian L. Pettiford, M.D.
Ochsner Health Plan
1514 Jefferson Hwy
Jefferson, LA 70121
504-842-3966

Maryland

Joseph Friedberg, M.D.
University of Maryland
655 W. Baltimore Street
Baltimore, MD 21201
410-328-6366
jfriedberg@smail.umaryland.edu

Dr. Friedberg is Chief of Thoracic Surgery at the University of Pennsylvania Health System-Presbyterian. He is a graduate of the University of Pennsylvania and Harvard Medical School. He was trained in general surgery at the Massachusetts General Hospital, and is board certified in general surgery. He specialized in thoracic surgery at Brigham and Women's Hospital/Harvard Medical School. He heads the PMC Thoracic Research Laboratory. He has a particular interest in diseases of the pleura, and has extensive experience with laser treatments and photodynamic therapy. He heads several investigational trials unique in the world to develop treatments for advanced cancers and malignant mesothelioma, including the development of a lung cancer vaccine.



Raffit Hassan, M.D.
NATIONAL CANCER
INSTITUTE (NCI)
31 Center Drive, MSC 2580
Bethesda, MD 20892-2580
Phone: 301-435-3848
Toll-free: 1-800-422-6237

Dr. Hassan, is an Investigator and Chief of the Solid Tumor Immunotherapy Section in the Laboratory of Molecular Biology at the National Cancer Institute. Dr. Hassan is a medical oncologist whose laboratory and clinical research is focused on developing novel therapies for the treatment of mesothelioma. Along with his collaborators, he has shown that mesothelin, a tumor antigen which was discovered at the NCI, is a useful target for tumor-specific therapy of malignant mesothelioma. His group is presently conducting clinical trials of three different agents targeting mesothelin.





Dr. Lebenthal is a thoracic surgical oncologist specializing in pleural mesothelioma who received his medical degree from Hebrew University Medical School in Jerusalem and spent a clinical year learning advanced laparoscopic surgery at BWH, training under the late Dr. David Sugarbaker, the developer of the curative surgery for pleural mesothelioma patients. He splits his time between BWH and the Boston VA. He served as a physician in the Israeli Army from 1991 to 1995 and is one of the only mesothelioma specialists serving the VA system. He is also an instructor in surgery at Harvard Medical School.

He did his internship and surgery residency at the Department of Surgery, Montreal General Hospital in Montreal and got his Certificate of Training in Surgical Oncology from University of Illinois School of Medicine in Chicago, IL. He joined Creighton University Medical Center in 2002 where he practices and serves as a Professor of Surgery and Chief in the Division of Surgical Oncology. He specializes in the management and treatment of rare cancers, including peritoneal mesothelioma.

Massachusetts

Raphael Bueno, M.D.

Brigham & Women's International Mesothelioma Program
45 Francis Street
Boston, MA 02115
617-732-5500

Dr. Bueno is the Associate Chief of Division of Thoracic Surgery for Brigham and Women's Hospital. He is board certified in Surgery and Surgical Critical Care. His clinical interests include tracheal surgery, lung cancer, mesothelioma, esophageal cancer, benign esophageal disorders, thymomas and minimally invasive surgery.

Abraham (Avi) Lebenthal, M.D.

Brigham and Women's Hospital (BWH)
75 Francis Street
Boston, MA 02118
617-732-6824
and
VA Boston Health System-West Roxbury Campus
1400 VFW Parkway
West Roxbury, MA 02132

Minnesota

Scott Okuno, M.D.

Oncologist in Rochester, Minnesota
200 1st Street SW
Rochester, MN 55905
507-284-2511

Missouri

Alexander Patterson, M.D.

Washington University
Medical Campus
4921 Parkview Place
Saint Louis, MO 63110

Nebraska

Brian Loggie, M.D.

Creighton University
Medical Center
601 N. 30th Street
Omaha, NE 68131
402-280-4100

Brian Loggie, MD, earned his medical degree from McGill University, in Montreal, Canada.

Jason M. Foster, M.D.

Associate Professor,
Department of Surgery
Surgical Oncology
986880 University of Nebraska
Medical Center
Omaha, NE 68198-6880
402-559-7272





Dr. Foster trained in general surgery at Case Western Reserve University in Cleveland, Ohio. Following his residency, he completed surgical oncology training at Roswell Park Cancer Institute in Buffalo, New York. After finishing this SSO-accredited fellowship, he joined the staff at Creighton University in the Surgical Oncology Division in 2005. In 2010, He joined the University of Nebraska Medical Center in the Division of Surgical Oncology. He treats a broad range of malignant diseases including cancer of the gastrointestinal tract, endocrine organs, soft tissue sarcomas, skin tumors, and peritoneal-based malignancies.

New York

Harvey Pass, M.D.
New York University
530 1st Avenue
New York, NY 10016
212-263-5969 or
212-731-5416

Lee Krug, M.D.

Memorial Sloan-Kettering Cancer Center City, New York
1275 York Avenue
New York, NY 10065
212-639-5873

Dr. Krug is a medical oncologist who specializes in the treatment of thoracic cancers. He is board-certified in internal medicine and medical oncology. His research is focused primarily on small cell lung cancer and mesothelioma.

Raja Flores, M.D.

Mount Sinai Medical Center
1470 Madison Avenue
New York, NY 10029
212-241-9466

Dr. Raja M. Flores is the Chief of Thoracic Surgery, Ames Professor of Cardiothoracic Surgery at The Mount Sinai Medical Center. Dr. Flores earned an undergraduate degree in biochemistry from New York University. He attended the Albert Einstein College of Medicine, receiving his Medical Degree in 1992. He completed a Thoracic Oncology Clinical Research Fellowship at Brigham and Women's Hospital/ Dana Faber Cancer Institute/ CALGB in Boston, and his Cardiothoracic Surgery Residency at Brigham and Women's Hospital, Harvard Medical School. Dr. Flores is recognized as a leader in the field of Thoracic Surgery for pioneering efforts in the treatment of mesothelioma.

North Carolina

David Harpole, M.D.
Duke Comprehensive Cancer Center Durham,
20 Duke Medicine Circle
Durham, NC 27710
919-668-8413

Pennsylvania

David Bartlett, M.D.
University of Pittsburgh Medical Center
5150 Centre Ave #4
Pittsburgh, PA 15232
412-692-2852
Patti Williams, RN
412-623-5864



David L. Bartlett, M.D. is the Bernard Fisher Professor of Surgery at the University of Pittsburgh School of Medicine,

vice chairman for surgical oncology and gastrointestinal services at UPMC, Vice Chairman of the David C. Koch Regional Perfusion Cancer Therapy Center, and director of Multidisciplinary Disease Site Clinical and Research Programs for the University of Pittsburgh Cancer Institute. Dr. Bartlett specializes in all aspects of surgical oncology, with a particular expertise in liver and bile duct tumors, the management of advanced, complex abdominal malignancies, gastric cancer, and abdominal sarcomas.



Steven M. Albelda, M.D.
University of Pennsylvania
3400 Spruce Street
Philadelphia, PA 19104
215-662-3202

Texas

R. Taylor Ripley, M.D.

Baylor Lung Cancer Institute
6220 Main Street, Suite 1325
Houston, TX 77030
800-706-8649

Dr. R. Taylor Ripley, is a nationally recognized, board-certified thoracic surgeon and expert in thoracic surgical oncology specializing in treatment of mesothelioma. In addition to mesothelioma, he practices all facets of general thoracic surgery including infectious lung disease and benign esophageal diseases as well as endobronchial, multidisciplinary management of patients with lung, esophageal, thymic, and other thoracic malignancies. and endoscopic interventions. Dr. Ripley's focus on mesothelioma and thoracic oncology extends back over ten years from his studies as a thoracic oncology fellow at the NCI. Dr. Ripley also specializes in robotic surgery to provide minimally invasive approaches to thoracic diseases, for which he will team up with other robotic thoracic surgeons, Drs. Bryan Burt and Shawn Groth. Dr. Ripley was an associate professor of surgery in the Thoracic and Oncologic Surgery Branch of the National Cancer Institute (NCI). While at the NIH, Dr. Ripley was awarded the NCI Director's Innovation Award for targeting specific p53-mutations for the treatment of esophageal adenocarcinoma. He established the Foregut Team at the NIH Clinical Center for the manage-

ment of patients with esophageal cancer. Additionally, he has been developing a novel assessment of thoracic cancers by profiling mitochondrial pathways, which he will continue. Dr. Ripley has



lectured nationally and published extensively on his work in the field of thoracic oncology and tumor metabolism. Prior to his faculty appointment at the NCI, Dr. Ripley trained extensively in the care of patients with mesothelioma under world-renowned surgeons during his fellowship at Memorial Sloan-Kettering Cancer Center in New York. Prior to that, Dr. Ripley served his general surgery residency at the University of Colorado, and received his MD degree from Vanderbilt University.

David Rice, M.D.

MD Anderson Cancer Center
1515 Holcombe Blvd. # 426
Houston, TX 77030
713-792-2121

Dr. Rice was born in Dublin, Ireland and graduated from

the School of Medicine, Trinity College, Dublin in 1991. From 1992 - 1998 he undertook a residency in General Surgery at the Mayo Clinic, Rochester, Minnesota. He completed his Cardiothoracic Residency at Baylor College of Medicine, Houston, in 2001. He joined the faculty of the Department of Thoracic and Cardiovascular Surgery at M.D. Anderson Cancer Center in 2001 where he is currently Associate Professor in Surgery. He is a Fellow of the Royal College of Surgeons of Ireland. Dr. Rice is known nationally and internationally for his work in mesothelioma. His other main area of clinical interest is in minimally invasive surgery for thoracic malignancies.

Washington State

Eric Vallieres, M.D., F.R.C.S.C
Swedish Medical Center
1101 Madison Street, Suite 850
Seattle, WA 98104
206-215-6800

Dr. Vallieres is a thoracic surgeon with the Swedish Medical Center. He is board-certified in general surgery and in thoracic surgery. His areas of interest and expertise include esophageal cancer, hyperhidrosis, lung cancer, lungs and esophagus, mediastinal pathology, mesothelioma and pleural diseases.

Alexander S. Farivar, M.D.
Swedish Medical Center
and Cancer Institute
1101 Madison Street, Suite 900
Seattle, WA 98104
206-215-6800



Dr. Farivar is the surgical director of pleural diseases at Swedish Medical Center, where he specializes in surgery of the lungs and esophagus. He is considered an expert in the treatment of mesothelioma. Dr. Farivar attended medical school at Boston University. He went on to complete a residency in general surgery at the University of Washington Medical Center in Seattle, as well as a fellowship in cardiothoracic surgery at Brigham and Women's Hospital/Harvard Medical School of Boston under Dr. Sugarbaker. Dr. Farivar is certified by the American Board of Surgery and the American Board of Thoracic Surgery. In addition to serving as director of the Swedish Cancer Institute's pleural diseases division, Dr. Farivar also teaches in the medical center's General Surgery Residency Program.





Call Toll-Free
1-800-362-1479



DANZIGER & DE LLANO, LLP

attorneys at law